



## DEAR PARENTS

We know summer holidays are the time of the year when you get an Opportunity to spend time with your child. We have attempted to design meaningful creative activities to occupy the kids in their free time to keep the little ones Indoor in the sweltering heat and to utilize their time in creative activities. We wish you have an enjoyable summer vacation with your kids. Here are few tips which will engage your kids in holidays:

**1. SUGGESTED BOOKS** Books are a man's best friend. Buy different picture Books and colouring books. Let the child do picture reading and colour the sheets in colouring book

**2. KNOW YOUR HOME :** Play different games with your kids to encourage them to express freely and make them more responsible. Collect things that belong to different rooms in the house and ask your child to name the object sand the room which they Belong to. Help them to place the things back at the right place.

**3. NATURE WALK:** Take your child for regular morning walk to Breathe in fresh air.. Make him aware of the benefits of morning walk And tell him / her about different types of plants, flowers and birds so as to generate love for nature.



**4. SUGGESTED TV CHANNELS & MOVIES:** DISNEY JUNIOR DISCOVERY KIDS, THE JUNGLE BOOK, GOOD DINOSAUR

## 5. ENGLISH TALK TIME

How are you? I am fine , Thank you.  
I am thirsty , Please give me water.  
I am hungry , Please give me food / fruit.  
I have finished my work / food.  
Please open / close my bottle / Tiffin / bag.  
Please switch on / off the light / fan.



**6. TAKE A PRINT OUT OF THE ASSIGNMENTS AND SEE TO IT THAT YOUR CHILD COMPLETES THEM UNDER YOUR SUPERVISION..**

**DAV PUBLIC SCHOOL, RATIA  
SUMMER VACATION  
HOMEWORK ASSIGNMENT  
2023-24**

# L.K.G.

**ENGLISH : (Oral) 1. Learn Rhymes :** Bits of Paper, Grey Clouds, Oneness , My life

Sound story :2. Read 'a' Sound words

3. Recognition of a to h
4. Recognition of A to Z Capital letters
5. Recognition of cursive letters-a to h
6. Book Reading of Page No. 1 to 31

**Written :** Write five times in Notebook:- A to Z on single dots or a to h

**MATHS: (Oral)**

1. Recite Counting 1 to 30
2. Recognition of Number 0 to 30

**Written :** 1. Write five times in Notebook 1 to 30 on single dot

**HINDI- (मौखिक)**

1. Recognition of क से ज,
2. व्यंजन शब्द व कहानी क से ज
3. कविता- मोर, चिड़िया, तोता, कबूतर, मेरा परिवार

**(Written)**

1. Write five times in Notebook अ से अः
2. BOOK READING : PAGE NO 1 TO 18

Conversation :

- |                                       |                                  |
|---------------------------------------|----------------------------------|
| 1. What is your Name ?                | Ans. My Name is -----            |
| 2. In which class do you study?       | Ans. L.K.G. Rose/Lotus           |
| 3. In which school do you study?      | Ans. D.A.V. Public School, Ratia |
| 4. Who is your class teacher?         | Ans. Mrs. -----                  |
| 5. Who is your Principal?             | Ans. Mrs. Monica Khanna          |
| 6. How many eyes do you have?         | Ans. Two.                        |
| 7. How many noses do you have?        | Ans. One.                        |
| 8. How many ears do you have?         | Ans. Two.                        |
| 9. How many legs do you have?         | Ans. Two.                        |
| 10. How many hands do you have?       | Ans. Two.                        |
| 11. Which body part helps us to clap? | Ans. Hands                       |
| 12. How many Fingers do you have?     | Ans. 10                          |
| 13. Which body part helps us to see?  | Ans. Eyes                        |
| 14. Which body part help us to smell? | Ans. Nose                        |

NOTE: Worksheets of every Subject are given below, kindly take the printout of these , if you are unable to take the printout then mention the worksheet no. or Answer No. in the notebook.

**Notice: The School will remain closed on account of Summer Vacation from 1<sup>st</sup> June, 2023 to 1<sup>st</sup> July , 2023 and will re-open on 3<sup>rd</sup> July , 2023.**

# FUN ACTIVITIES FOR STUDENTS

**Crush the Newspaper  
and make a ball**

**Look at the mirror and  
Recite Rhymes of English  
and Hindi**

**Make a Fan with Paper**

**Make Shapes with the  
help of Sand e.g. Bowl,  
glass, Foot, Hand etc.**

**Listen to a moral story  
from your grandparents.**

**Visit any park with your  
parents & have fun filled  
moments ever there**

S.NO.	NAME OF ACTIVITY	EXPLANATION ABOUT THE ACTIVITY
1.	<b>STARGAZING</b>	<b>ONE OF THE BEST WAYS TO UNLOCK THE WORLD OF IMAGINATION AND LEARNING, STARGAZING IS A GREAT WAY TO SPEND SOME EARLY NIGHT HOURS WITH YOUR CHILDREN. TAKE YOUR CHILDREN TO THE TERRACE OR ANY OPEN SPACE AROUND YOUR HOME. POINT OUT THE DIFFERENT STARS AND THE MOON</b>
2.	<b>CAMPING</b>	<b>IT IS ALWAYS FUN TO DO STUFF THAT IS DIFFERENT FROM THE DAILY ROUTINE. THE MONOTONY OF SLEEPING IN THE SAME BED AND ROOM EVERY NIGHT CAN BE BROKEN WITH CAMPING OUT AT NIGHT.</b>
3.	<b>LOOK FOR SHAPES IN THE CLOUDS</b>	<b>PUT A BLANKET IN THE GRASS AND STARE UP AT THE SKY. TAKE TURNS TALKING ABOUT WHAT DO YOU SEE IN THE CLOUDS.</b>
4.	<b>GO FOR BIRD WATCHING</b>	<b>THIS IS A GOOD WAY TO LEARN ABOUT VARIOUS LOCAL BIRDS FOR KIDS.</b>



# ENGLISH



# WORKSHEET – 1


## MATCH THE LETTER WITH CORRECT PICTURES



2



1



3



6



4



5

# WORK SHEET – 2

## MATCH THE LETTER WITH CORRECT PICTURES




2




3

1



4



6



5



# WORKSHEET – 3


## MATCH THE LETTER WITH CORRECT PICTURES




1



2



6



3



5



4

# WORKSHEET - 4

## MATCH THE LETTER WITH CORRECT PICTURES

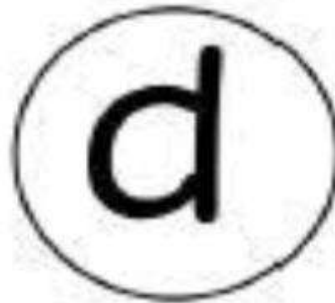
1



2



6



3



5




4



**WORKSHEET – 5**  
**MATCH THE ALPHABETS WITH THE OBJECT**  
**STARTING WITH THE SAME ALPHABET**

1 a

1



2 d

2



3 b

3



4 c

4



5 e

5



**WORKSHEET – 6**  
**COLOUR THE LETTERS BELOW WITH**  
**THESE COLOURS**



a

b

a

b

a

a

b

a

a

b

a

a

a

a

b

a

a

b

b

a

a

a

b

a

b

a

b

a

b

a

# WORKSHEET - 7

## MATCH WITH THE PICTURE HAVING SAME COLOUR

1			1
2			2
3			3
4			4
5			5
6			6



# MATHS



# WORKSHEET – 1

## COUNT AND WRITE



1

1




2



2



3




3



4




4



# WORKSHEET – 2


## COUNT AND MATCH THE CORRECT ANSWER



1

1


9



2

2


2



3

3

5



4







4

8



# WORKSHEET – 3

## WRITE WHAT COMES AFTER



# WORKSHEET – 4

COUNT THE NUMBER OF FRUITS AND  
CIRCLE THE NUMBER ON THE RIGHT



7

6


5



6

5

4



2

4

5



4

3

9





9

10

8

# WORKSHEET – 5

## MATCH WITH THE CORRECT PICTURE





# WORKSHEET – 6

## MATCH THE THINGS THAT GO TOGETHER

1



1



2



2



3



3



4



4



# WORKSHEET - 7

## MATCH THE BIG OBJECT TO THE SMALL OBJECT ON THE RIGHT



3



3



3



3



3



3



3



3



# WORKSHEET – 8

**DRAW A CIRCLE AROUND THE BIG PICTURE  
AND DRAW A SQUARE AROUND THE SMALL  
PICTURE**





# HINDI



# नीचे दिए गए व्यंजन को चित्र से मिलाओ

WORKSHEET - 1

1

क


1



2

ख

2



3

ग

3



4

घ

4



# नीचे दिए गए व्यंजन को चित्र से मिलाओ

WORKSHEET - 2

च

1

1



छ

2

2



ज

3

3



झ

4

4



LOOK AT THE PICTURE AND MAKE A CIRCLE ON THE SWAR



आ

अ

ऊ

इ



इ

ई

ऊ

ई



उ

ऊ

ई

ई



आ

उ

इ

उ



ऊ

अ

ऊ

ई



ऊ

अ

आ

अ



# WORKSHEET – 4

## MATCH THE PICTURE WITH THE RIGHT SWAR

1



2



3



4



1 अ

2 आ

3 इ

4 ई

5 उ

6 ऊ

7 ऋ

8 ए

5



6



7



8



# WORKSHEET – 5

## MATCH THE PICTURE WITH THE RIGHT SWAR




1



2



3



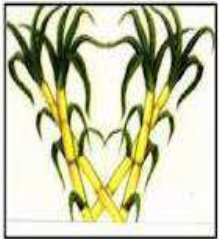
4




5

ऐ	ओ	आ	ऊ	ई
---	---	---	---	---


6



7



8



9




10



अ	अं	ई	ए	ऊ
---	----	---	---	---

# WORKSHEET – 6

## MAKE FIVE IMAGES USING THUMB IMPRESSION





# WORKSHEET – 7

## JOIN THE DOTS AND DRAW THE IMAGE OF AN APPLE AND COLOUR IT

