



D.A.V. Public School

**SUMMER HOLIDAY
HOMEWORK**

SESSION: 2022 -2023

GRADE: FIRST



Dear Students

The Summer Vacation in the school will be from 1st June to 3rd July.
We wish that all of you have a great time in the Summer Vacation.
Summer Vacation is the best and fruitful time for learning and nurturing creativity. So a variety of fun filled activities and worksheets are given to be attempted during Summer Vacation. The major emphasis is laid on “ Learning By Doing “.
Summer Vacation is synonymous with fun, frolic , getting up late in the morning , playing for longer hours with friends, going for picnics ,exploring new places and having fun. But dear children balance has to be maintained between fun and studies , so we have planned creative work for you so that you can make the optimum use of your time and energy.

INSTRUCTIONS FOR DOING VACATION WORK

- Synopsis of H.W. is handed over to you and the Assignments will be shared in the respective Class Groups.
- The work assigned should be done as per the instructions given.
- The work should be done neatly and in good handwriting.
- The Vacation Work should be submitted on 4th July , 2022.

ACTIVITIES TO BE CONDUCTED DURING VACATION











- Respect your elders and wish them daily ,
- Join your grandparents and parents during their morning walk.
- Spend time with your grandparents and parents.,
- Help your mother by keeping your things at right place .
- Develop reading habit
- Try to speak day to day sentences in English
- Parents can be facilitator but do your work yourself and in your own handwriting.

WORKSHEET - 1(HINDI)

चित्र देख कर नाम बताये

खानों में लिखे चित्रों के नाम चुनें और सही चित्र के नीचे ले जाये।

टिकट	गिलास	छिलका	नारियल	सितार
पहिया	तकिया	डलिया	किताब	हिरण

WORKSHEET – 2 (HINDI)

चित्र देखकर शब्द लिखिए।






























WORKSHEET – 3 (HINDI)

CLASS 1 (HINDI) WORKSHEET

चित्र देखकर नाम चुनो।

	जल	सेब	आम
	फल	संतरा	सेब
	तरबूज	खरबूज	आम
	सरबत	सेब	संतरा
	मन	केला	लीची

For more worksheets please contact

WORKSHEET -1 (ENGLISH)

BODY PARTS CROSSWORD

Across

1. a _ _



3. f _ _ t



4. h _ i _



7. e _ _ s



8. h _ _ d



10. e _ r _



2. m _ _ t _



3. f _ _ g _ r



5. t _ _ th



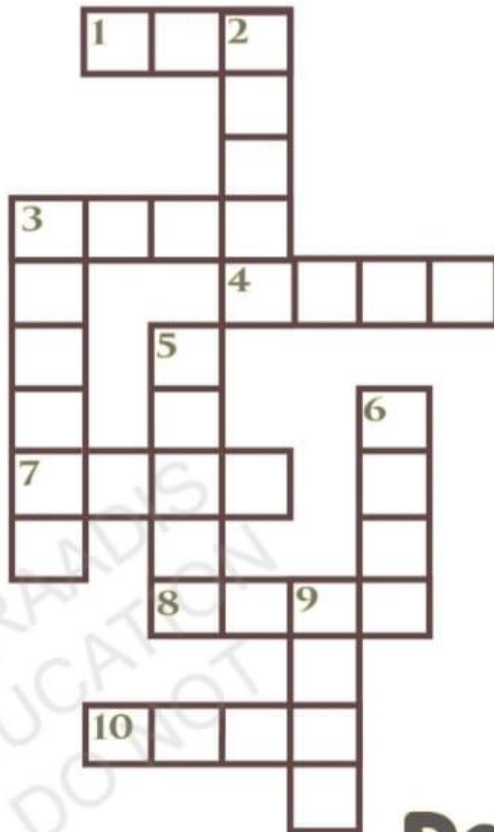
6. h _ _ d



9. n _ s _




Down



WORKSHEET – 2 (ENGLISH)



Click, listen and write **ee** or **oo**



WORKSHEET – 3 (ENGLISH)



Means

Of

Transportation

DRAG AND DROP THE NAMES OF EACH

TRANSPORTATION

UNDER EACH PICTURE.

Bicycle

Motorbike

Ship

Boat



LOOK AT THE PICTURES AND SELECT THE CORRECT MODE OF TRANSPORT.



Land

Water

Air



Land

Water

Air



Land

Water

Air



Land

Water

Air

WORKSHEET – 1(MATHS)

Count the picture and subtract

Example



$$4 - 2 = 2$$

2 equals 2


1 2 3 4 5 6 7 8 9 10



$$7 - 2 = \underline{\quad}$$



$$6 - 5 = \underline{\quad}$$



$$10 - 1 = \underline{\quad}$$



$$9 - 2 = \underline{\quad}$$



$$8 - 2 = \underline{\quad}$$




$$10 - 7 = \underline{\quad}$$

WORKSHEET – 2 (MATHS)

MATHS – TOPIC MISSING NUMBER (1-50)

Name: _____

Write in the house the missing numbers.

1 __	__ 4	5 __	7 __	__ 10
11 __	13 __	__ 16	17 __	__ 20
__ 22	23 __	25 __	__ 28	29 __
31 __	33 __	__ 36	__ 38	39 __
__ 42	43 __	__ 46	47 __	__ 50
	Numbers 1-50			

Moore To Read

 **LIVEWORKSHEETS**

WORKSHEET - 3

Before, After and Between

Fill in the missing numbers that come before, after or between the numbers shown.



23 _____ 25

38 _____ 40

60 _____ 62

_____ 12, 13

19 _____ 21

53 _____ 55

46 _____ 48

89 _____ 91



ACTIVITY -1

Origami Paper Bag



ACTIVITY – 2

MAKE WALL HANGING WITH THE WASTE MATERIAL





**Happy
Summer
Holidays**

**Life's a beach.
Enjoy the waves**

