

D.A.V Public School, Khera Khurd/Budhpur  
Class-Pre-School  
Holiday homework

# Davian Summer Joy



Holidays are the best time of the year,  
Time to shout, clap & cheer !



Jump about and have lots of fun,  
Enjoy treats in tons and tons !



Plan a trip, go around and explore,  
Be it mountains or the sea shore.



Rafting or skiing, whatever you do,  
Planetariums & museums can be visited to.



Try cool recipes for your grandparents too,  
Experiments & projects to be done by you.



Be helpful and nice to all, each day,  
You are a Davian-A winner all the way!!!



Remember to share your fun moments with us  
get pictures clicked of yourself as an artist,  
a chef and even an scientist. Paste them in a  
sketch file which everyone can admire.



## YOUNG CHILDREN AND PICTURE BOOKS

The picture book contribute much more than something to do during a hurried storytime. Ideally, children learn to love literature through joyful encounters with picture books shared with them by enthusiastic adult.

Therefore, in order to cultivate reading habits at an early age, spend some quality time and let's create a small picture book with your child and help him to enjoy the story in the book.

→ Let's contribute one labeled picture book for the class library after vacation.



Let's converse in small English sentences like:

- How are you? I am good ,Thank you
- I am thirsty .Please give me water.
- Please open/close my tiffin/bag.
- I am hungry.please give me food.
- I have finished my work/food


Enjoy the  
Following  
Activities during  
Summer Vacations

Let's Practice colouring.

let's converse in English with Mummy & Papa

Let's germinate seeds in a small pot, water them daily and observe them grow into a plant. Label the pot and bring it to school after vacations.

# Fun with Shapes and colours



## FUN WITH MATH

Compete from pg.1 to13

### INTEGRATED ACTIVITY BOOK

Complete from pg.9 to 22

Help yur child to make ne face mask of any Fruit and vegetable and send it packed labeled transparent packet.

Work to be done in sketch file

Make any 2 figures(eg.clown,hut,train etc)

Make flash cards of Letters according to the Roll Numbers.

### Roll Numbers

1-2

3-4

5-6

7-8

9-10

### Alphabet

Aa-Ee

Ff-Jj

Kk-Pp

Qq-Uu

Vv-Zz



Choose any two animals /birds according to the Roll Numbers and prepare a hanging.

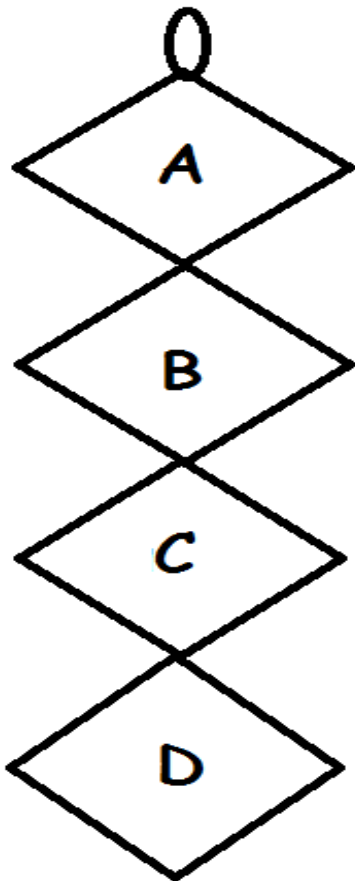
Roll No.	Theme
1-2	Water Animals
3-4	Wild Animals
5-6	Pet Animals
7-8	Dmestic Animals
9-10	Bird

A-Picture and Name of the animal/bird



B-Cut out of young ones

C-Habitat

D-Food



Draw a line to match the parents to their babies.




चित्रों में रंग भरिये---

क से



कमल

ख से



खरगोश

ग से




गमला

घ से




घड़ी

# Colour the fish



Draw and colour any pattern of your choice  
for your Dad


*Design a tie!*




**Happy Father's Day**



# Paper Crumpling



# Happy Holidays!



**Colour the picture**





**Remember to share your fun moments with us get pictures cicked of yourself as an artist,achef and even an scientist. Paste them in sketch file which everyone can admire.**













