



As the holidays have begun, It's time for us to have some fun,  
It is the time to read an amazing book and help mommy cook,  
We will make new friends and play a lot of games,  
Spend time with them and know their names,  
We will sleep on time and rise with the bright sun,  
As the holidays have begun, It's time for us to have fun!!



**S. L. S. D. A.V. PUBLIC SCHOOL. MAUSAM VIHAR, DELHI-51**  
**HOLIDAYS HOME WORK 2015-16.**

CLASS-I

NAME: \_\_\_\_\_

**ENGLISH**

- a) Practice writing A to Z (in cursive writing) in capital & small letters in Alphabets Notebook 10 times each.
- b) Prepare a picture dictionary from A to Z in Alphabets Notebook (5 Pictures of each alphabets)
- c) Exposure to stories, poems and songs is important to develop interest in literature and language. You can play the following videos for them:

Wheels on the bus: <http://www.youtube.com/watch?v=hvzk5jkrEkM>

Stop: <http://www.youtube.com/watch?v=bJnfhYCC-Bo>

Bingo: <http://www.youtube.com/watch?v=WcBfPG-GiYM>

- d) Buy story book of their choice and devote an hour reading them together everyday. You could buy books from the publishing houses like CBT, NBT and Scholastic. You can also buy story books of Panchtantra, Fairy Tales, Jatak Kathaaaien. Etc.

Activity: Help your child to enact a character which he/she likes in the story, child can do a role play with parents” help. For e.g. Story of Chatur Khargosh, Chalaak Bandar, etc. child can play a role of Khargosh or Chalaak Bandar as in story.

e) Activity

- 1) Find out and write at least 5 riddles on A4 size sheet with pictures & solutions.
- 2) Try to converse in English at home. Learn to use Magical words ‘**PLEASE, THANK YOU, SORRY, EXCUSE ME**’ as much as you can. Child should practice and use following commands at home during vacation:
  - ❖ May I help you? May I come in? May I borrow a pencil?
  - ❖ Please give me a glass of water.
  - ❖ I am so sorry.
  - ❖ Thank you so much for your help.
  - ❖ Excuse me! Can I talk to you for a minute?
  - ❖ Can you help me in finding my book please?
- 3) Parents, please continue to encourage your child to read. Here is a list of sites you can use to encourage reading:\_  
<http://www.bookadventure.com>  
<http://www.magickeys.com/books>

4) Use the letters given in the apple to make new words




_____	_____
_____	_____
_____	_____
_____	_____
_____	_____

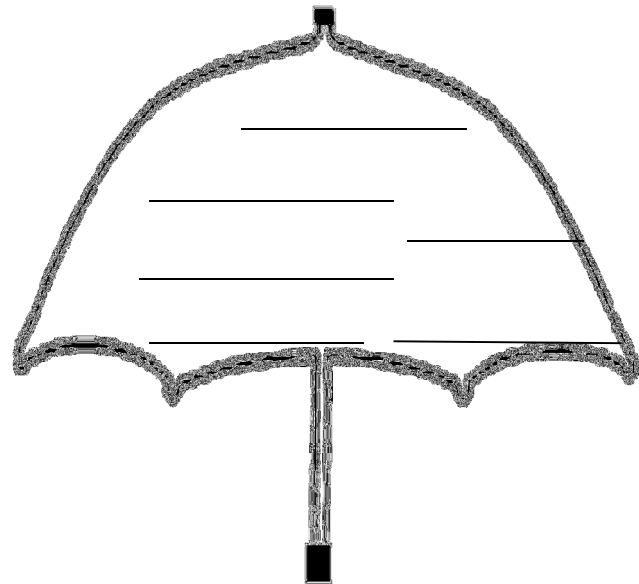
5) Pick out ten new words from old magazine and newspaper and write them and frame a sentence of each word. After that arrange these words in alphabetical order.

6) Vocabulary hanging words–Aeroplane /Umbrella(Make new words from given words i.e. UMBRELLA and AEROPLANE)

AEROPLANE



UMBRELLA



Very Important: Dear Parents, now is the time to show your creativity in preparing your child for the Poem Recitation Competition going to be held after summer vacation. Search, browse and select a different & a unique poem and make your child learn the poem for competition with props and actions. You can refer to the following sites:

<http://www.englishforstudents.com/englishpoems.html>

<http://www.childplanet.com/engpoems/poems.html>

# **MATHEMATICS**

- a) Practice at least five sums for What comes after/ before/ between twice in a week.
- b) Practice writing dodging numbers from 0 to 49 ten times.
- c) Learn and write Number names 1 to 20 once in a week.
- d) Practice 2-digit addition sums (counting on fingers) at least 20 sums.

Do all the above work in HOLIDAYS HOMEWORK NOTEBOOK.

- e) Prepare any colourful figure/ scenery etc. by using geometrical shapes on A3 size sheet.
- f) Worksheet - Mom and Numbers
- g) Worksheet – backward/ big/ small/ beach scene – Pre-numbers Concepts
- h) Activity: Abacus by macroni/ clay.

For more mathematical worksheets you can visit the following sites:

<http://www.softschools.com>

<http://www.kidzone.ws/math/grade/html>

<http://www.ks5learning.com>

<http://www.mathworksheetsland.com>

<http://www.mathematicsKidzone.com>

Do at least one worksheet of each concept viz. what comes after, before, between, missing, addition, ascending, descending and also one worksheet of pre-number concept from the above given sites. Send all the solved worksheets properly stapled.

## **E.V.S.**

- a) Revise worksheets and written work of Lessons- “MORE ABOUT ME” and “KEEPING CLEAN”
- b) Make cut-outs on following topics (according to your roll no’s):

<b><u>S.NO.</u></b>	<b><u>ROLL NO.</u></b>	<b><u>TOPIC</u></b>
1.	(1 – 7)	Good Habits
2.	(8 – 14)	Different Seasons
3.	(15 – 21)	Healthy/ junk Food
4.	(22 – 28)	Wild/ Domestic Animals
5.	(29 – 35)	Our Helpers
6.	(36 – 42)	Types of Houses
7.	(43 – 48)	Flowers

Note: Use A3 size pastel sheet for the above and draw any 2 pictures (big size) on 1 sheet and colour them nicely with water colours.

c) Activity:

1) Click and Frame

Take a family picture, create a collage on A3 size sheet and laminate it. ( to be used as table mat in school)

2) **Make a “Record book”**

Dear parents help your child to make one “Record Book” (preferably handmade decorated with creative ideas). It must contain at least 15 leafs in it, wherein the child uses each leaf for recording the details of his family members viz. grandparents, uncle aunt, cousins etc. who are in your blood relation. The record must contain these points viz. Name of the person, age of the person, Relation with the child, educational qualification, favourite book, favourite colour, favourite food, favourite dress, favourite T.v. programme, what he/she wanted to be? Or what he/she is?, what is the one thing they liked about you(child).

3) Dear Parents, motivate your child to do at least 20 good deeds in the vacation and (for e.g. watering plants, helping elders, filling water bottles, etc.).

**TASKS OF PARENTS:** Help the child doing above task also motivate him/her in doing at least one good deeds.

## **HINDI**

### **हिन्दी ग्रीष्मावकाश कार्य**

1—(। व ि) मात्रा के 5—6 शब्दों की 15 श्रुतलेख लिखें।

2—हिन्दी की कुछ कविताएँ बच्चों के साथ आनंद लेकर पढ़ें ये कविताएँ आप अखबार, इंटरनेट से (साइट बच्चों की फूलवारी, बाल कविताएँ **hindi webduniya.com**) इसके अलावा आप उनके साथ नंदन, चंपक, चंदामामा आदि चित्रकथाएँ पढ़ सकते हैं। उनमें से कोई भी दो कविताएँ हिन्दी कविता मूल्यांकन और प्रतियोगिता के लिए पूरे हाव—भाव व परिचय के साथ तैयार करें।

3—पाँच पहेलियाँ एकत्रित करके स्कैप फाइल में चित्र सहित चिपकाएँ।

4—दो, तीन, चार '।' मात्रा के शब्दों से पाँच छः पंक्तियों की कहानी बनाए संबंधित चित्र चिपकाएँ। (ए4 साइज शीट पर)

## **Holidays Homework of Craft**

- Make different masks according to the roll numbers allotted to the students. The size of the mask should be according to the face (size) of your child.
- Material to be used:-  
Bukaram, elastic for string, velvet cloth as per the requirement of the Mask.
- Roll .NO'S
  - 1- 9 → Cartoon Characters (Spider man, Mickey Mouse, Winnie the Pooh, Donald Duck)
  - 10-18 → Helpers (Doctor, Policeman, Watchman)
  - 19-27 → Animals (Tiger, Cat, Cow, Elephant, Bear, Lion)
  - 28-36 → Birds (Sparrow, Peacock, Crow)
  - 37-48 → Flowers (Rose, Lily, Lotus, Sunflower, Daisy)

## **AWARENESS TIME**

### **World Environment Day(June 5, 2015)**


- A4 Size Sheet: Make a collage by pasting pictures of all the things/activities that make the Environment 'CLEAN & GREEN' (for e.g. CNG vehicles, planting trees etc.)
- Save Electricity: Every Sunday enjoy candle light dinner with family.
  - Switch off lights, fans, A.C etc. while leaving the room.
  - Use CFLs instead of tube lights.
- Save Water and Energy: Help your parents in watering plants, cleaning cars etc. Cut and paste pictures of all articles, events, actions which cause water and power shortage and paste them in scrap book.
  - Turn off the taps while not in use.
  - Get the leaking taps and pipes repaired.
  - Use bucket and mug to take bath instead of shower.
- Say No to Plastic Bags: Prepare your own paper/cloth bags using material available at your home. Take help from your parents.
- Keep your Surroundings clean: Make 'Swachh Bharat Abhiyaan' a success by keeping your surrounding clean and sensitizing others in Keeping our city GREEN and CLEAN.

# FATHER'S DAY

- Celebrating Father's Day: Surprise your Papa by giving him a Handmade THANK YOU card (prepared by you), and a lovely message written on it.
- Plan an outing to spend this special day with your family.
- Arrange for his favourite breakfast for him:



LITTLE CHEF at work:

With the help of your Mother, make a sandwich using the filling of your choice for your Father. Paste picture of the sandwich and of 'You and Mummy' preparing it and also of your 'Father' enjoying it in the following given box: 

**RECREATION TIME** : Hobbies provide a sense of personal accomplishment and enhances self-esteem. There are innumerable hobbies such as drawing & painting, art & craft, public speaking, dancing etc. Parents, help your child to pursue any of their favourite hobbies during summer vacations.

**WHEEL PRINT**: It would be fun to paint the WHEELS of your Toy Car and take their prints on newspaper or A4 size sheets. Do not leave stains on floor for others to clean. Clean them with a mop. Wash your toys too.

**NEWSPAPER HUNT**: Be smart and aware student. Read headlines of newspaper daily.

- **VOCABULARY BUILDING** : Hunt for 25 new words of Hindi & English each (names of place, person, thing) from the headlines of newspaper, this vacation and write those words in your Holidays H.W. notebook.

**HOME CONNECTION**: Learn Prayer from School Almanac Pg. nos. 21, 23, 24, 25. Begin your day with 10 minutes of YOGA or a NATURE WALK. It helps in keeping a balance between body and mind.

**HOLIDAY FUN**: Summer vacation is the perfect time to have a lot of fun with family. Make a list of all the things that you would need during your picnic and pack them in your bag. Do not forget to click photographs of your picnic. Make your very own family Photo Album by pasting photographs of your picnic trip.

## **IMPORTANT POINTS**

- a) All the A4 size sheets should be tied up in a handmade folder properly.
- b) Make a visit to Zoo, Rail Museum, Nehru Planetarium, and Dolls Museum etc.
- c) All the subject worksheets are also downloaded below.



# MATH WORKSHEET – 1

## 'MOM' and Numbers


1. Summer vacation is the time when you can spend most of your time with your mother and know more about her.

**I Know My Mother** 😊

Draw picture of your Mom here

Fill in the blanks:



- 1) My mother's name is \_\_\_\_\_.
- 2) She is \_\_\_\_\_ years old.
- 3) Her date of birth is \_\_\_\_\_.
- 4) She gets up at \_\_\_\_\_ o'clock in the morning.
- 5) She has \_\_\_\_\_ brothers and \_\_\_\_\_ sisters.
- 6) My mother has \_\_\_\_\_ perfumes.
- 7) She has \_\_\_\_\_ red coloured dresses.



Show your mother's age on the following abacus by drawing beads.

Colour the 'tens' beads and 'ones' beads green.

Paste picture of your Mom with you



## MATH - WORKSHEET - 2

(backward/ big/ small/ beach scene – Pre-numbers Concepts)



1. Look at the picture carefully and do the following :
  - a) Colour the tall flag red and the short one green.
  - b) Colour the child near to the bucket.
  - c) Circle the small tyre.
  - d) Draw and colour two shells near the bucket.
  - e) Colour the fat fish orange – and thin fish yellow.
  - f) Colour the big tyre blue.
  - g) Draw two starfish on the left side of the fat fish.
  - h) Draw and colour a round swimming tube in between the two fish.



SCHOOL'S  
*out for*  
SUMMER



☺ HAVE A HAPPY, HAPPENING AND  
A GREAT SUMMER VACATION  
KIDS!!! ☺