

VEDA VYASA D.A.V. PUBLIC SCHOOL
VIKAS PURI, NEW DELHI
HOLIDAYS HOMEWORK 2018-19
PRE-SCHOOL -A

Activity Time

The creativity in me:



1. **Best out of waste-** Using a shoe box or any other box, create a model of
 - a jungle / farm house scene (to be made by girls only)



- water animals in ocean/ water scene (to be made by boys only)



2. Make cut outs (of any 2 different animals) of big size (using half cardboard for each animal) . Use bright and neon shade poster colors to make the cutouts bold and colorful.





3. My little hands do magic - With kids hand prints or cut outs, create any 4 different animals/ birds and 1 tree (using ivory sheet as the base paper)



4. **PAPER PLATE CRAFT-** Make any 2 **CREATIVE face masks** of **ANIMALS/ BIRDS** using paper plates .**Masks should be bright and colourful.**



5. **Paper tearing and pasting is fun-** Using 1/4th size ivory sheet, help your child do paper tearing and pasting using craft paper / glaze paper/ neon sheets etc. in a cutout of a flower. Make the outline of the flower with black poster colour.



6. PICTONARY (picture book) -In a **drawing file**, paste colourful and bold pictures of different **animals and birds** . Do not paste very small size pictures.Label the pictures .Cover the file with a pastel sheet ,decorate the cover and label it. This file will be used for picture reading in the class.

7. **Nurture the Nature:**

- Let your child go for nature walk with you or grandparents.
- Let him/her hear birds chirping. Keep a mud pot. Let him/her fill it with water every day and let him /her observe different birds drinking and playing in water.
- Don't forget to **take a few snap shots** of each of your child's fun filled activities.
- Paste the photographs on A4 size pastel sheets and write your child's name on it .
- Encourage your child to participate in the eco drive.
- Help him/her to **make a paper bag and decorate it.**

Please note the following :

- Suggested Pictures are given for your reference. Please look for more pictures from Google for all activities.
- **Send all the above created things in the paper bag to the school, as and when asked by the teacher**